

Photography



Session 2
Suggestions on
How to Make Photos
Become Pleasing Pictures

My Name is Myron Sabes

My education was in the physical sciences,
My career was in engineering

I have been taking photos for over 50 years
Some good, some not so good,
but some terrific

I am NOT a Professional Photographer
Nor an Artist



**Some of My Photos
Can Be Seen
on My Web Site**

MyronsPhotos.com





Photography



Make Photos Pleasing As Pictures

Session 1 Showed Some Reasons We Take Photos



Remember the photo of me as a 3-year-old at the beginning of this presentation
Great photo, serves its purpose very well, but is not particularly artistic


All Photos are Pictures, But Not All Pictures are “**Good Pictures**”

We know Some of the Reasons We Take Photos



Our Photos Produce Pictures.

**Good Artists Know How to
Make a Good Picture**




**Let's Explore Some of the Techniques
that makes a Picture Good**

**Maybe We Can Make Good Pictures
With Our Good Photos**

A Good Picture Has a Visual Impact

A Good Picture Should:


Please the Viewer's Eye,
(It should be Interesting to Look At)



Engage The Viewer's Imagination,
(It can make them feel or think)



And Capture The Viewer's Attention
(Try not let their focus to wander)



Good Photos Can Tell a Story



A Picture Can Tell a Complex Story



Upon seeing this picture, most of us will immediately guess what is going on here.

The little girl is looking for a pumpkin for Halloween.

She is judging whether this is the best pumpkin in the pumpkin patch

We can guess her age,

We see she is nicely dressed and is therefore much loved

A Picture Can Let the Viewer Find the Story



It was Autumn. Halloween was just around the corner. A man was at a Pumpkin Patch in Half Moon Bay examining some crook neck gourds.

A scenic picture, kind of Norman Rockwell in look and feel.

If one looks a little closer one cannot help but identify with the people as seen in their expressions and body language.

The daughter on the right, is discovering a new world, full of curiosity, new places, new colors, new textures

The son is contemplating the gourds, new shapes, new skin feel, how will we use this?

The father with his broad smile is simply delighted that he is sharing this experience with his children

A Picture Can Put the Viewer into Another's Mind



It was a beautiful day and I was riding down the coast on Highway 1 just south of Pidgeon Point at the State Beach.

My passenger was on the back of my motorcycle, and we were admiring the road and the weather and the ocean.

I pulled over at a turnout. My passenger got off and headed over to the cliff edge above the beach.

I had just pulled out my camera, when I noticed a photo opportunity

The lady and the seagull seemed to be looking at and contemplating one another. Each from their own element wondering what the other's world is like. The cresting wave and the dark line of vegetation seem to mark the boundaries that guard their separate realms.

A Good Layout of a Picture Can Help

A Good Picture Has a Focal Point

The Focal Point Can Be Simple or Complex

Perhaps a Single Person or Maybe a Group of People or Maybe a Person and His Dog

The Location of the Focal Point in the Picture matters





A Good Layout of a Picture Can Help

Position of the Focal Point Makes a Difference


On the left image, the people seem to be Arriving somewhere

On the right image, they seem to be Leaving



Changing the Position of the Focal Point of a Picture Can Tell a Different Story

The Rule of Thirds



Human Perception draws our attention to particular geometric points of the picture.

Some of These points are about 1/3 of the way from the top, the bottom, the left and the right edges.

Arranging the focal point to these thirds may make a more pleasing composition for the picture

A Good Picture Should Capture and Hold the Viewer's Eye

This is a good photograph. It documents the hustle and bustle of a Hollister motorcycle rally.

However, this is not a great picture because it is not obvious what is the focal point.

It does not contain the viewer's eye. The viewer cannot help but to wonder about what is going on just beyond the edges of the picture.



You can Capture and Hold the Viewer's Eye

Here, the squirrel is the obvious focal point

He is located in the upper third of the picture

The Viewer's Eye, -- their Attention -- initially attracted to the squirrel is then "Captured" by the fence posts on the right and the fence plank below



Long Ago Artists Knew to Focus Attention


Painters Used Size To Indicate Importance

This is St. John the Baptist
Entering the Wilderness
Giovanni di Paolo in about 1450

John, depicted twice, is the most important figure.

Also important is City the safety he was leaving
behind mountains signifying the hardship ahead

The town, the farmhouses, and
the fields were of less importance



Use of Perspective in a Picture

If you have ever been in an Art Class,
You were probably introduced to Perspective

Perspective is the Visual Phenomenon where Parallel Lines Merge Together at the Horizon

In real life, the visual Horizon is Perceived at the
Height of the Viewer's Eyes Above the Ground

When a Viewer Looks at a Picture,
They Mentally Infer that Converging Lines
Show the Visual Horizon in that Picture
And Perhaps an important relationship
With the Focal Point




Leonardo da Vinci Knew About Perspective

Leonardo painted this in 1495

He bucked the trend of exaggerating the sizes of important figures


Nonetheless the central figure, Jesus, in this picture is unmistakably the focal point



Leonardo da Vinci Knew About Perspective

If you draw lines through all
The major linear features
In the Walls and the Ceiling
Of the Picture, they Converge
To a Single Point on the
Right Temple of Jesus' Face

A Viewer's Attention cannot
Help but to Focus on that
point



We Can Use Converging Lines in Our Pictures



If we look, We can find Natural Converging Lines in Nature

**Converging Lines can Create a
Sense Of Wonder About What's Around the Bend**



Sometimes, The Focal Point is Enough



The Focal Point of this Picture Stands Alone

Time For Questions

**Remember, if You Have a Question
And are a Little Shy to Ask,
There May be Someone Else
With the Same Question
But who is Even More Shy**



Now, I Need Your Feedback

Possible Upcoming Photography Topics:

- How can I take good photos?
 - Apple iPhone, Android Phone, or
 - With my real Camera
- Okay, I have a Photo, Can I Make It Better?
 - On my phone, on my PC or Mac computer
 - Brightness, Contrast? Histogram? Haze Reduction?
- Camera Equipment
 - Types, Bodies, Lenses, Tripods - Supports?
- Photography Group Field Trip(s)
 - Planning Trips
 - Shooting Landscapes, Flowers, Trees, Animals, Wetlands, Local Parks



More Topics?

In What Order?